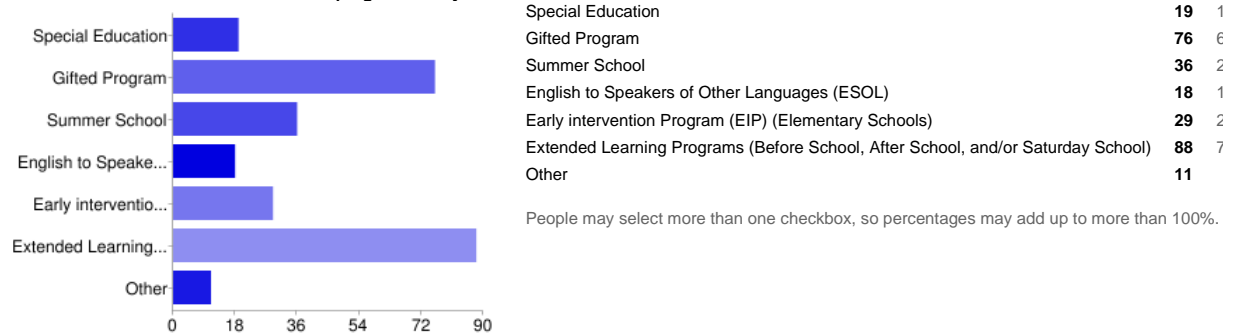



124 [responses](#)

Summary [See complete responses](#)

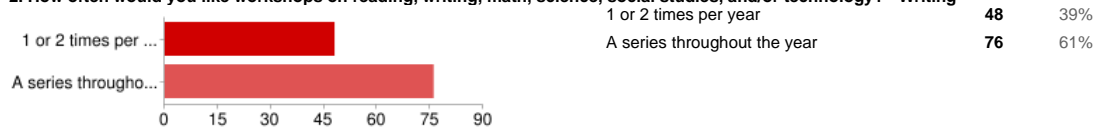
1. I would like to know more about these programs in my school...



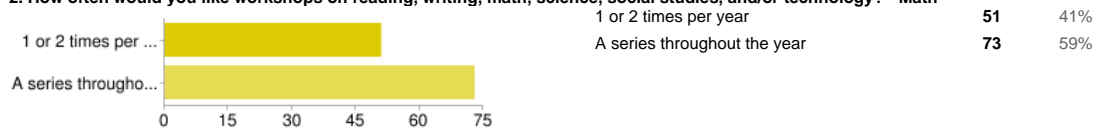
2. How often would you like workshops on reading, writing, math, science, social studies, and/or technology? - Reading-Literature



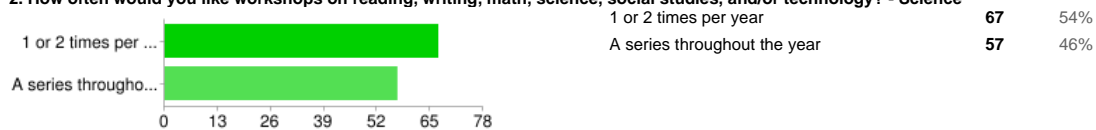
2. How often would you like workshops on reading, writing, math, science, social studies, and/or technology? - Writing



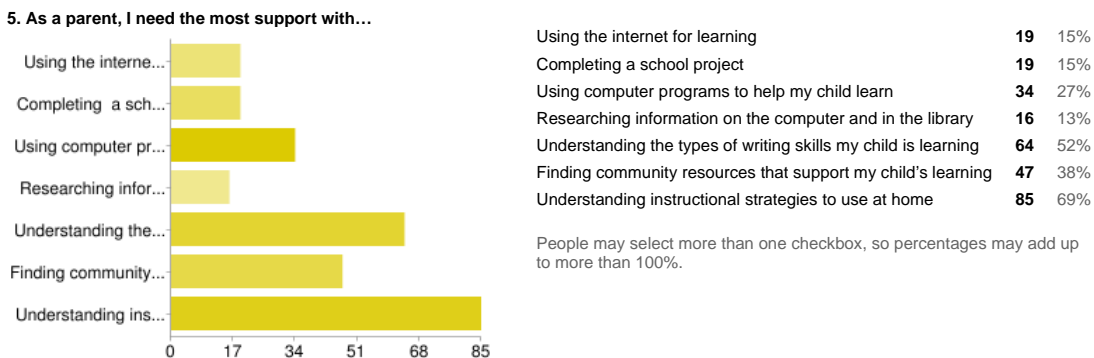
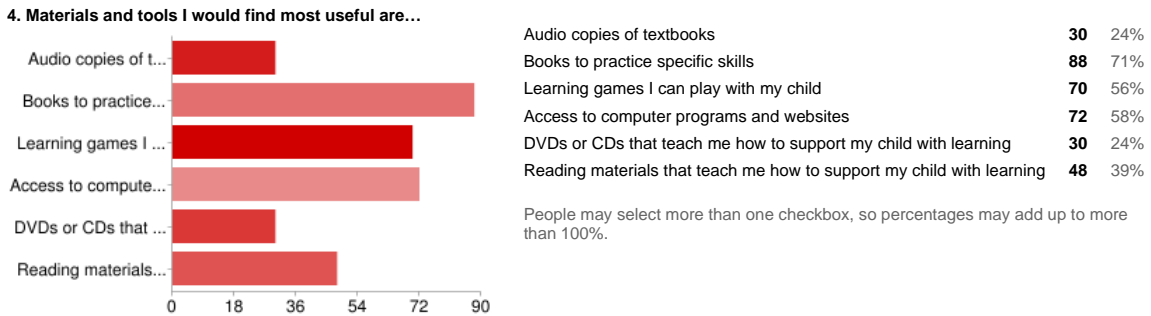
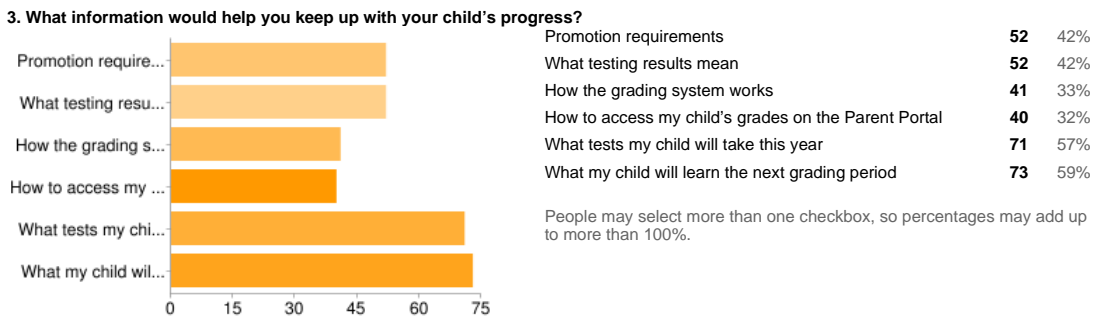
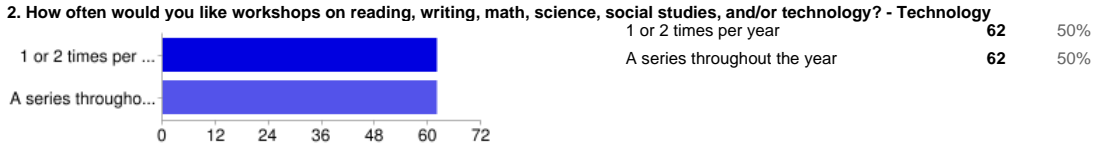
2. How often would you like workshops on reading, writing, math, science, social studies, and/or technology? - Math



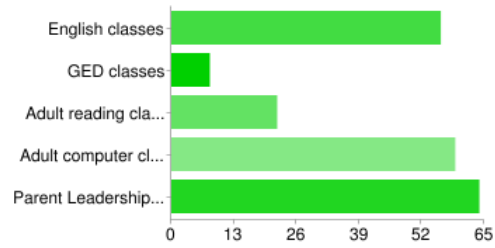
2. How often would you like workshops on reading, writing, math, science, social studies, and/or technology? - Science



2. How often would you like workshops on reading, writing, math, science, social studies, and/or technology? - Social Studies-History



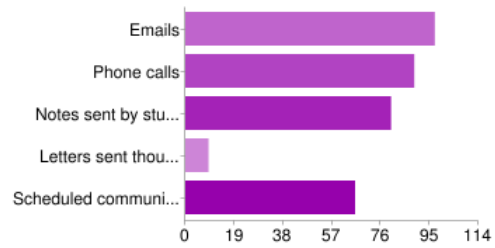
6. What adult learning classes would most help you support your child's learning?



Class Type	Count	Percentage
English classes	56	45%
GED classes	8	6%
Adult reading classes	22	18%
Adult computer classes(Basic Computer Skills Power Point, Excel, Word, etc.)	59	48%
Parent Leadership Academy	64	52%

People may select more than one checkbox, so percentages may add up to more than 100%.

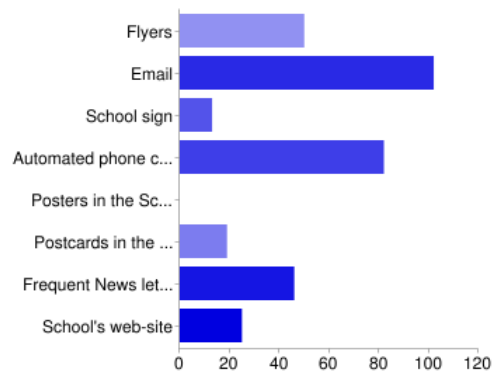
7. What are the best ways for your child's TEACHERS to contact you?



Contact Method	Count	Percentage
Emails	97	78%
Phone calls	89	72%
Notes sent by students	80	65%
Letters sent though US Mail	9	7%
Scheduled communication (Friday folders, Weekly Bulletins etc.)	66	53%

People may select more than one checkbox, so percentages may add up to more than 100%.

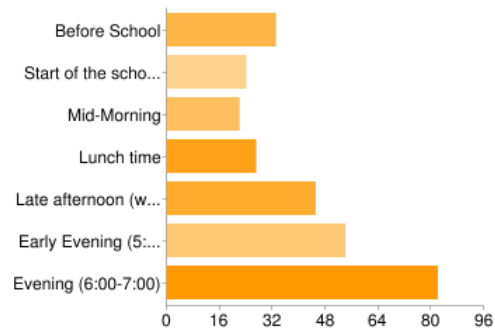
8. What are the best ways for the SCHOOL to communicate with you?



Communication Method	Count	Percentage
Flyers	50	40%
Email	102	82%
School sign	13	10%
Automated phone calls	82	66%
Posters in the School	0	0%
Postcards in the mail	19	15%
Frequent News letters	46	37%
School's web-site	25	20%

People may select more than one checkbox, so percentages may add up to more than 100%.

9. When would you most likely be able to attend parent workshops, events and conferences?



Time	Count	Percentage
Before School	33	27%
Start of the school day	24	19%
Mid-Morning	22	18%
Lunch time	27	22%
Late afternoon (when school ends)	45	36%
Early Evening (5:00-5:30)	54	44%
Evening (6:00-7:00)	82	66%

People may select more than one checkbox, so percentages may add up to more than 100%.

10. Where would you be willing to go for parent events?

