




SuccessMaker At Home Parent Login

As a parent you may provide us with a User Name and Password for logging into SuccessMaker to view reports. The parent login form is the last page of this document.

*Note that you can only view reports when logged in using a parent login. You **cannot** access any of the SuccessMaker assignments while logged in as a parent. You may **only** run reports.

After logging in using your parent login, perform the following procedure to run a parent report:

1. Click on the "Universal" button on the right.



2. Then click on the "Generate Reports" option. If presented with another security warning, again put a check in the "Always trust content from this publisher" box and click Run.
3. Select the report you would like to run and click Next.
4. Click the "Users" option shown toward the upper left-hand corner, then click the "Add Users" option shown to the right
5. Click Next and after a few moments your child's (or children's) name(s) should appear in on the left. Make sure their name is highlighted and click Next again (if you would like to run the report for more than one child, hold down the Ctrl (control) key on your keyboard and click each name you would like to run the report for)
6. Lastly, click the "View Report" option on the right

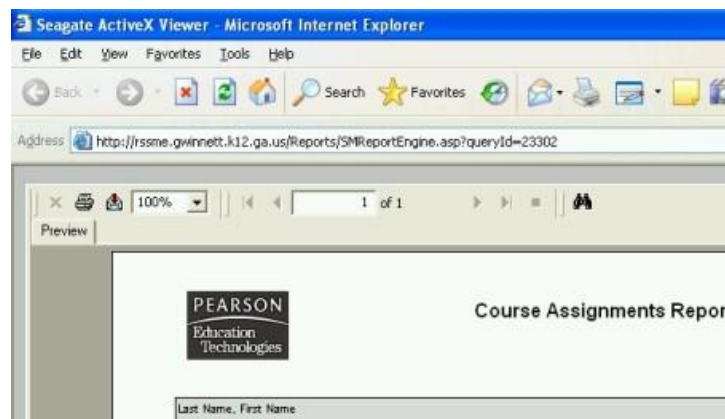
The report you chose to run should now open in a new window.

*The first time you attempt to run a report you may be prompted to install "Crystal Smart Viewer for ActiveX". Click the Install button to do so and within a few moments the report should open.




If you would like to print the report click the small printer icon in the upper left-hand corner. Once you have finished viewing the report, close the report window and click the "Done Viewing Report" option shown.

If you would like to view a different report, click Previous, choose another report, re-select the child(ren) you would like to run that report for (following the previously provided instructions), and again choose "View Report".



When finished viewing reports, click the "Home" option provided on the right, then click Exit to logout.



If you experience difficulty installing SuccessMaker on your home computer or have other technical questions please call our Technical Support line at:

1-888-977-7100 Option 2, then Option 1
8AM - Midnight ET Monday - Thursday
8AM - 10PM ET Friday

If you have more questions or need general help, please contact us at 678-714-3655 or via email at SuccessMakerAtHome@shilohes.com



SuccessMaker Enterprise Parent Registration



*Make a copy or write down your User Name and Password
before returning this from.*

Child's Teacher	
Child's Name	
Parent	
Parent User Name (maximum of 8 letters or numbers)	
Parent Password (minimum of 4 letters or numbers)	
Email Address	
Other children that attend school (name, grade, and teacher name)	
